

MS Series SLA Battery

MHB MS Series--Small-size batteries

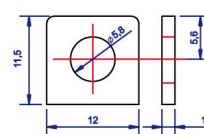
- 100% before shipment testing, stable and reliable long-term quality
- patented grid alloy formula and updated manufacturing technique
- completely sealed and maintenance-free, low self-discharge
- Excellent charging and re-charging acceptance
- Cycle use: More than 260 cycles at 100% DOD
- Floating & standby use: 3-5 years

Application:

- Alarm System
- Cable Television
- Communication Equipment
- Emergency Power System
- Security System
- Medical Equipment
- UPS
- Power tools
- Control Equipment
- Toys

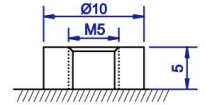
Construction:

- ComponentRaw material
- PositiveLead dioxide
- NegativeLead
- ContainerABS
- CoverABS
- SealantEpoxy
- Safety valve Rubber
- TerminalCopper
- SeparatorFiber glass
- ElectrolyteSulfuric acid



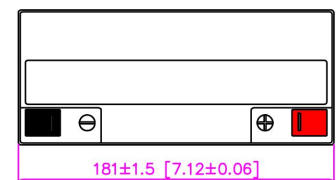
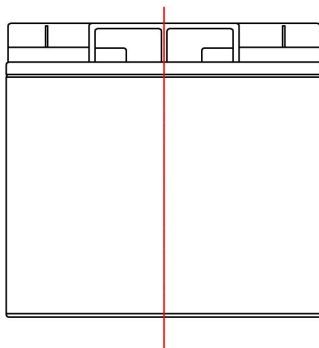
M5 Bolt & Nut

T1 Terminal



M5 Bolt

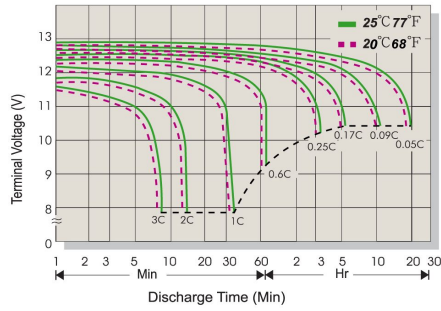
B1 Terminal



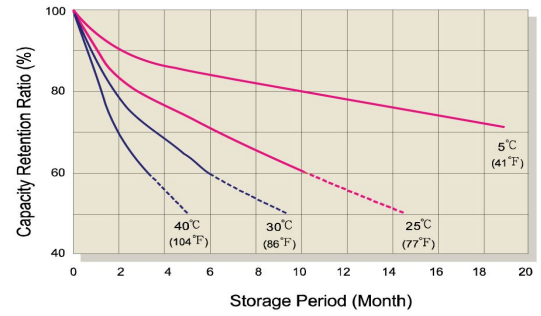
Speification:

Battery Model	MS 17-12B 12V17AH			
Designed Floating Life	3~5 Years			
Capacity (25°C)	20HR(0.85A,10.5V)	10HR(1.64A,10.5V)	5HR(3.06A,10.5V)	1HR(10.24A,10.5V)
	17.00AH	16.40AH	15.30AH	10.24AH
Dimensions	Length	Width	Height	Total Height
	181mm (7.12inch)	77mm (3.03inch)	160mm (6.30inch)	167mm (6.57inch)
Approx. Weight	4.92Kg (10.85 lbs) ±5%			
Internal Resistance	Full charged at 25°C : ≤13.5mΩ			
Self Discharge	3% of capacity declined per month at (25°C)			
Capacity Affected by Temp.(20HR)	40°C	25°C	0°C	-15°C
	102%	100%	85%	65%
Charge Voltage(25oC)	Cycle use		Float use	
	14.4-15.0V(-30mV/°C), max. Current: 5.1A		13.5-13.8V (-20mV/°C)	

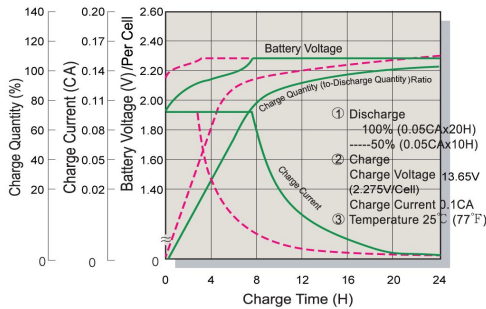
Terminal Voltage (V) and Discharge Time



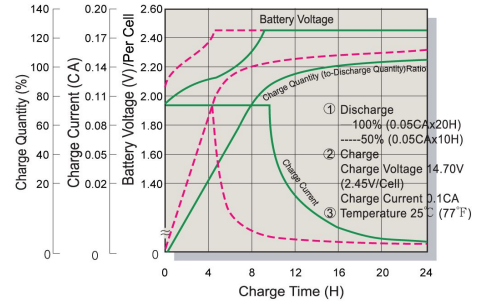
Capacity Retention Characteristic



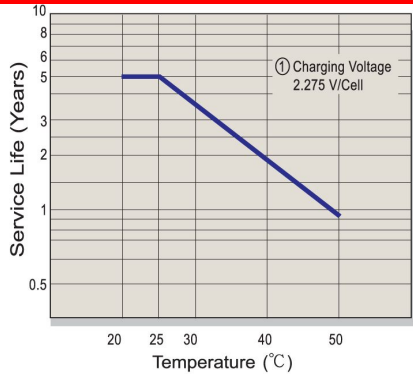
Battery Voltage and Charge Time for Standby Use



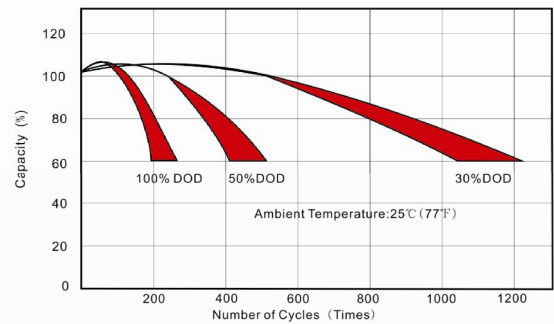
Battery Voltage and Charge Time for Cycle Use



Tickle(or Float) Service Life



Cycle Service Life



Constant Current Discharge (CC, Unit: A) at 25°C (77°F)

F.V/Time	5Min	10Min	15Min	30Min	1Hr	2Hr	3Hr	4Hr	5Hr	6Hr	10Hr	20Hr
1.85V/Cell	55.89	32.99	25.93	16.90	9.87	5.70	4.38	3.596	2.947	2.402	1.575	0.819
1.80V/Cell	56.96	33.62	26.43	17.23	10.05	5.81	4.46	3.665	3.003	2.448	1.605	0.834
1.75V/Cell	58.03	34.26	26.92	17.55	10.24	5.92	4.55	3.734	3.059	2.494	1.636	0.850
1.70V/Cell	63.25	36.31	28.54	18.25	10.42	6.03	4.63	3.799	3.113	2.538	1.664	0.865
1.67V/Cell	69.63	39.39	30.96	19.27	10.53	6.09	4.68	3.840	3.147	2.565	1.682	0.874
1.60V/Cell	75.44	41.45	32.58	20.09	10.65	6.16	4.73	3.881	3.181	2.593	1.700	0.884

Constant Power Discharge (CP, Unit: W) at 25°C (77°F)

F.V/Time	5Min	10Min	15Min	30Min	1Hr	2Hr	3Hr	4Hr	5Hr	6Hr	10Hr	20Hr
1.85V/Cell	108.99	64.34	50.57	32.96	19.24	11.12	8.54	7.01	5.75	4.68	3.07	1.60
1.80V/Cell	111.07	65.57	51.53	33.59	19.61	11.33	8.70	7.15	5.86	4.77	3.13	1.63
1.75V/Cell	113.16	66.80	52.50	34.22	19.97	11.55	8.87	7.28	5.97	4.86	3.19	1.66
1.70V/Cell	123.34	70.81	55.65	35.59	20.32	11.75	9.02	7.41	6.07	4.95	3.25	1.69
1.67V/Cell	135.79	76.82	60.37	37.58	20.54	11.87	9.12	7.49	6.14	5.00	3.28	1.70
1.60V/Cell	147.10	80.82	63.52	39.18	20.76	12.00	9.22	7.57	6.20	5.06	3.32	1.72